

Oak Park and River Forest High School – District 200 Board Meeting on Strategic Planning

Sample Student Information Set – Information provided for highest GPA for 50 African American Students and 50 white students in the graduating Class of 2013, covering the 2012-2013 school year.

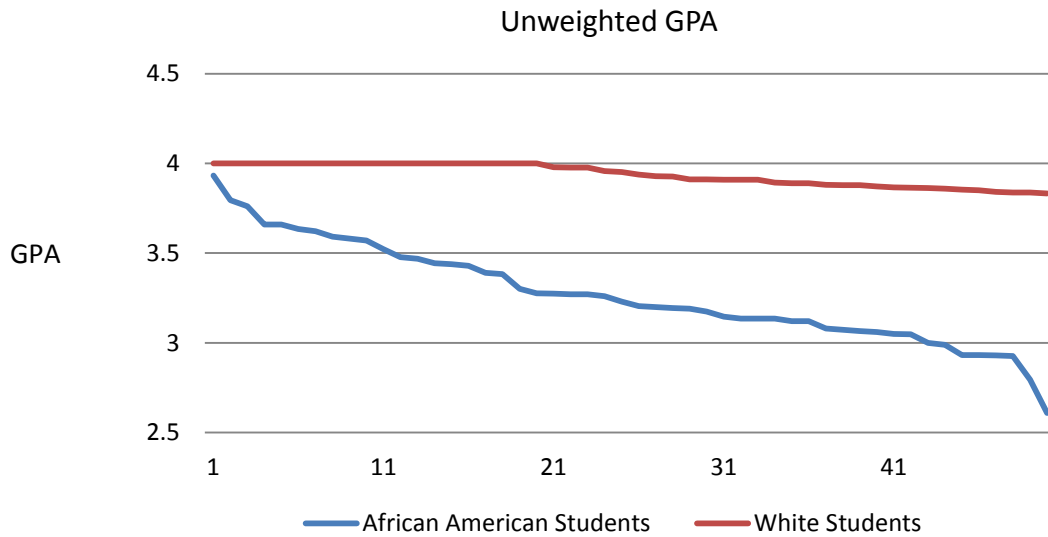
The information provided in this report has been organized to provide a way to make some general comparisons of OPRFHS top achieving students in African American and white racial subgroups. The question posed was, “What are the similarities and differences in the student outcomes for the top 50 African American and top 50 white students when the students are sorted according to weighted grade point averages?” We collected basic demographic information (gender, zip code, SpEd status, GPA), activity and discipline involvement, standardized composite test scores, and course taking patterns for these students. Short summaries for the information sets are provided in the first 5 pages and selected detailed spreadsheets are provided at the end of this report.

Demographic Summary including Gender, Special Education Services, Zip Code, and Weighted and Unweighted Grade Point Averages (GPA)

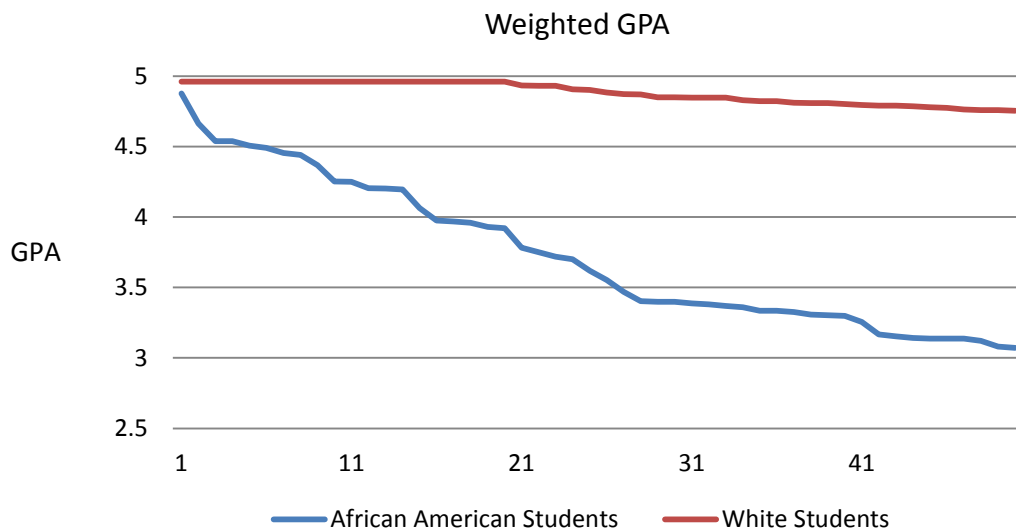
We collected and reviewed student information on 2013 graduates who self-reported as African American and as white in our information system who earned the top weighted grade point average. We collected 50 student records for both racial categories. The complete data tables can be found at the end of this report or by clicking [here](#). The 50 African American students included 21 male students and 29 female students, 4 of whom received special education services. The 50 white students included 22 male students and 28 female students, none of whom received special education services. Student residences were distributed in the following zip code areas:

	60302	60304	60305	Other
African American Students	23	18	6	3
White Students	19	11	20	NA

For African American students the range for unweighted GPA was 3.93 to 2.61; for white students the range for unweighted GPA was 4.0 to 3.83. The average unweighted GPA for African American students was 3.27; for white students the average unweighted GPA was 3.94. The trend lines for the unweighted GPA for both sets of students are shown below:

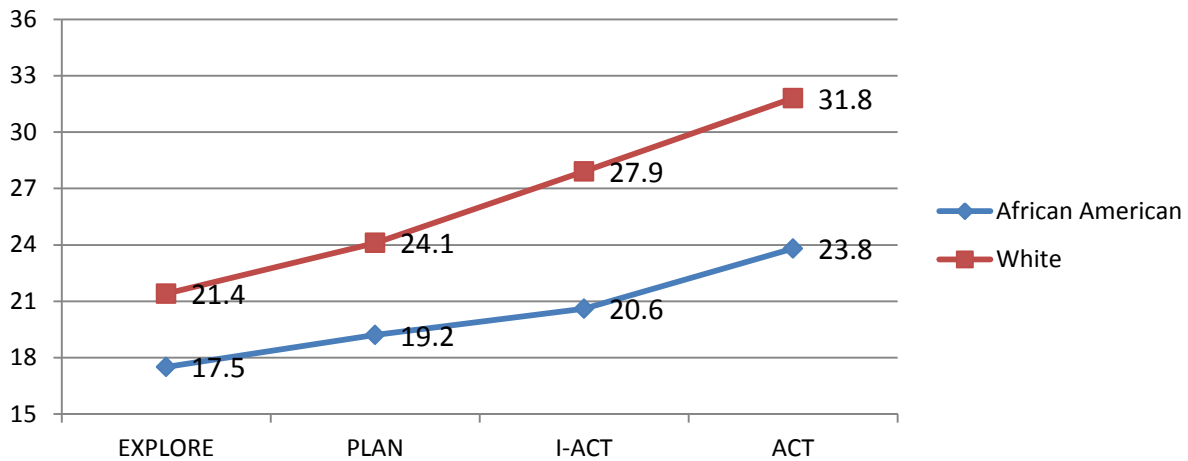


For African American students the range for weighted GPA was 4.88 to 3.07; for white students the range for weighted GPA was 4.96 to 4.73. The average weighted GPA for African American students was 3.73; for white students the average weighted GPA was 4.88. The trend lines for the weighted GPA for both sets of students are shown below:



It should be noted that the group sizes contain different percentages of the total student populations in each racial group. The 50 African American students account for roughly 21% of our African American graduates; the 50 white students account for roughly 11% of our white students. However, even if we examined comparable percentages of the student racial groups, we would see widely varying student outcomes for the two subgroups.

ACT's Educational Planning and Assessment System (EPAS) Composite Test Sores



The average EPAS composite scores for the students in the sample show a disparity that grows from 3.9 in the EXPLORE scores to 8.0 scale points in the highest ACT score on record. However, most of the growth disparity is taken up by the time the I-ACT test is given in the spring of the students' sophomore year. The rate of change between average I-ACT and ACT composite scores is less than the other test scores shown on this chart.

Participation in Athletics and Activities

Of the 50 African American students 37 appeared in the information set as participating in school-sponsored athletics or activities, with an average of 2.32 activities per participating student. Of the 50 white students 45 appeared in the information set as participating in school-sponsored athletics or activities, with an average of 2.47 activities per participating student.

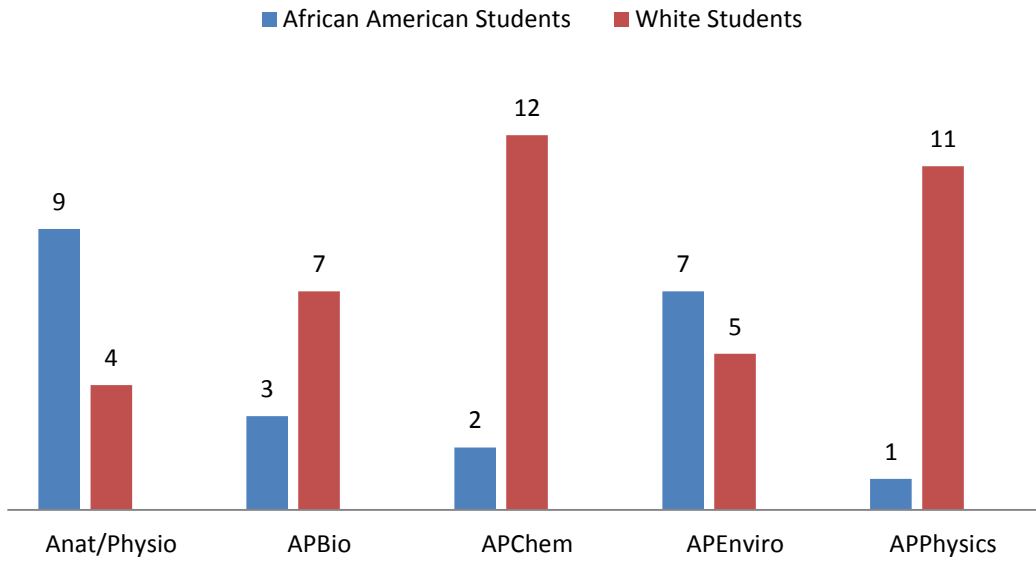
Discipline Incidents

The top 50 African American students tallied 82 discipline incidents in our system, 78 of those identified as Class 2 infractions. Over 80% of those Class 2 infractions were for Failure to Serve Plasco detentions or Failure to Serve detentions of another kind. The selected 50 white students tallied 3 discipline incidents in our system, 2 of which were for Failure to Serve Plasco detentions.

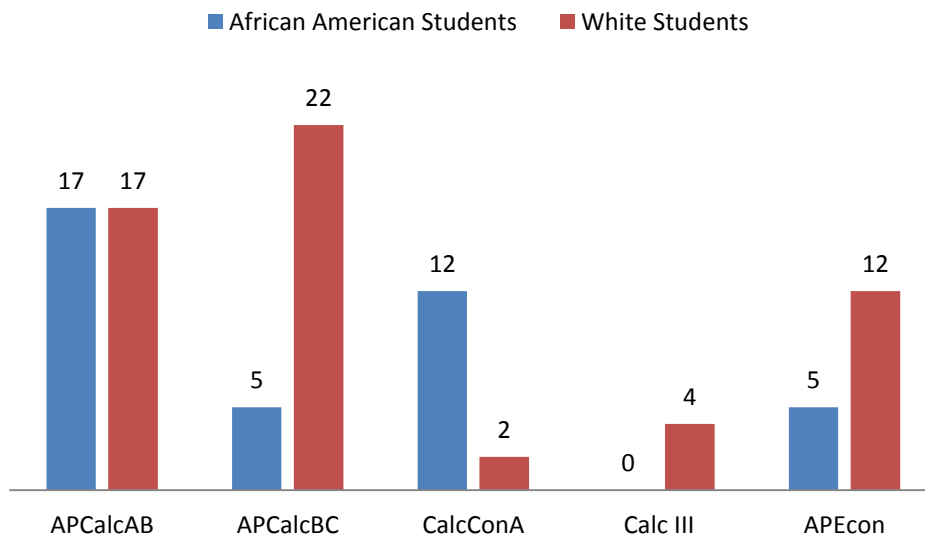
Classes

The following charts show comparisons for these 100 students in their course taking in 6 content areas for a number of AP and honors level courses. The few charts that follow do not represent all courses taken but show a sample of course taking for these students and describe what senior year looks like for our top students in both racial categories.

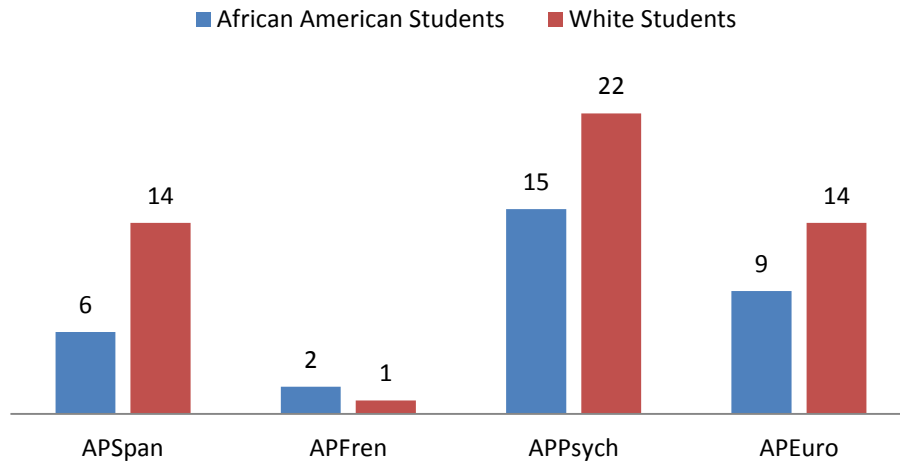
Class of 2013 Selected Science Course Taking



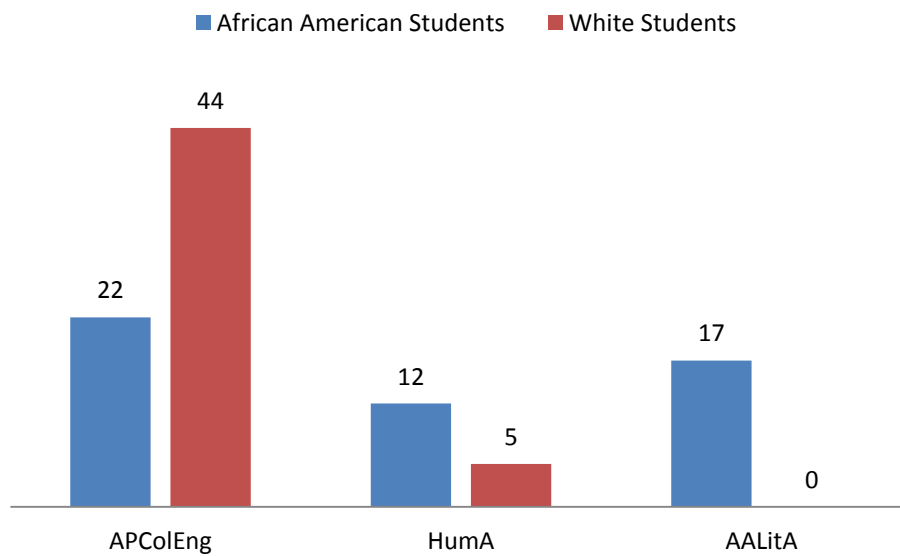
Class of 2013 Selected Math and Bus. Ed. Course Taking



Class of 2013 Selected WL and History Course Taking



Class of 2013 Selected English Course Taking



The charts above show enrollment patterns that in some areas align with the proportional distribution of these students (AP College English, AP Calc AB and BC combined) and in other areas diverge from that pattern (AP Science courses).

This material was prepared by Amy Hill, Karen Ury, and Phil Prale and is provided to the Board of Education for information and discussion.

The following tables contain the batch student information referenced in this report.

Summary Demographic Table – Top 50 African American and White Students sorted by weighted GPA.

AA Student Count	Gender	Zip	UW GPA	W GPA	SpecEd		White Student Count	Gender	Zip	UW GPA	W GPA	SpecEd
Students	F	60302	3.932	4.876	N		Scholarship Cup					
are listed by	F	60305	3.761	4.664	N		recipients					
highest WGPA.	M	60305	3.66	4.538	N		information has					
	F	60302	3.659	4.537	N		been deleted.					
	M	60302	3.634	4.506	N							
	F	60304	3.622	4.491	N							
	F	60130	3.591	4.453	N							
	F	60302	3.581	4.441	N							
	F	60302	3.522	4.367	N							
	F	60305	3.429	4.252	N							
	F	60302	3.795	4.25	N							
	F	60305	3.391	4.205	N							
	M	60304	3.444	4.202	N							
	F	60302	3.383	4.195	N							
	M	60304	3.277	4.063	N							
	F	60304	3.205	3.974	N							
	M	60304	3.2	3.968	N							
	F	60302	3.271	3.958	N							
	F	60302	3.478	3.93	N							
	F	60302	3.439	3.92	N							
	M	60305	3.05	3.782	N			F	60302	3.978	4.933	N
	F	60304	3.571	3.75	N			F	60302	3.977	4.932	N
	M	60304	3.048	3.718	N			M	60305	3.977	4.931	N
	F	60302	3.19	3.7	N			F	60304	3.957	4.907	N
	M	60304	2.99	3.618	N			F	60305	3.952	4.901	N
	M	60304	3.229	3.552	N			M	60305	3.938	4.883	N
	F	60304	3.468	3.468	N			F	60302	3.929	4.872	N
	M	60304	3.065	3.402	N			F	60304	3.927	4.869	N
	M	60302	2.93	3.399	N			F	60305	3.911	4.85	N
	M	60302	3.061	3.398	N			F	60305	3.911	4.85	N
	M	60304	3.195	3.387	N			F	60305	3.909	4.847	N
	F	60301	3.073	3.38	N			F	60302	3.909	4.847	N
	F	60305	3.27	3.368	N			F	60305	3.909	4.847	N
	F	60302	3	3.36	N			M	60304	3.894	4.828	N
	F	60302	3.302	3.335	N			M	60305	3.889	4.822	N
	M	60301	3.146	3.335	N			M	60302	3.889	4.822	N
	F	60304	3.261	3.326	N			F	60302	3.88	4.811	N
	M	60302	3.275	3.308	Y			F	60305	3.878	4.809	N
	F	60302	3.175	3.302	Y			F	60305	3.878	4.809	N
	M	60304	2.795	3.298	N			M	60304	3.872	4.801	N
	M	60302	2.933	3.256	N			M	60302	3.867	4.795	N
	F	60302	2.932	3.167	N			M	60302	3.864	4.791	N
	M	60304	3.122	3.153	N			M	60304	3.863	4.79	N
	F	60302	3.08	3.142	N			M	60302	3.86	4.786	N
	M	60302	3.136	3.136	N			M	60302	3.854	4.779	N
	F	60302	3.136	3.136	N			M	60305	3.851	4.775	N
	F	60304	3.136	3.136	N			F	60302	3.841	4.763	N
	M	60302	3.122	3.122	Y			F	60305	3.837	4.758	N
	M	60304	2.61	3.08	Y			F	60302	3.837	4.758	N
	F	60304	2.926	3.072	N			M	60302	3.833	4.753	N

Summary of EPAS Composite Test Scores

African American Students	EXPLORE	PLAN	I-ACT	ACT	White Students	EXPLORE	PLAN	I-ACT	ACT
Students	21	23	26	34	Students	23	29	35	36
are listed by	20	25	27	33	are listed by	25	31	35	36
highest ACT	22	22	25	31	highest ACT	24	28	32	35
composite score.	20	26	25	31	composite score.	24	29	31	35
	17	22	24	31			28	33	35
	22	23	28	31		25	27	31	35
	20	24	29	31		22	28	32	35
	22	26	28	31		24	26	30	35
	22	24	26	31		21	23	29	35
	22	21	27	30		22	25	30	35
	19	22	26	29		23	27	34	35
	19	19	23	28		23	28	32	34
	19	22	25	28		21	24	28	34
	20			28		22	24	26	34
	16	20	21	28		23	27	30	34
	21	20	23	27		23	23	28	34
	15	19	21	27		24	27	30	34
	20	24	26	27		24	27	32	34
	19	20	22	26		21	19	28	34
	17	19	21	25		23	26	30	34
	17	18	18	25		23	27	32	33
	17	19	21	25		23	25	30	33
	16	20	20	24		22	26	27	33
	16	19	21	24		20	21	28	33
	16	18	19	24		21	25	29	33
	15	18	19	23		17	16	18	33
	18	16	18	23		23	25	29	33
	18	19	17	23		22	25	29	33
	15			22		22	24	29	33
	18	18	18	22		22	23	28	32
	17		18	22		20	22	26	32
		18	18	22		21	23	24	31
	15	18	19	21		18	24	26	31
	17	17	18	21		20	19	23	31
		17	19	21		21	21	26	31
	15	17	18	20		21	22	27	31
	15	15	17	20		20	21	22	31
		17	19	20		19	22	27	31
				20		21	25	27	31
	15	16	17	19				26	31
	15	16	17	19			22	26	30
	16	16	15	19		21	22	25	30
	14	16	16	18		21	25	26	30
	15	16	15	18		18	21	26	30
	15	17	16	18		19	25	25	29
	15	14	16	17		17	18	22	29
	12	14	14	16		18	21	23	29
	13	15		14		23	23	27	28
			13	13		18	22	24	28
						17	21	22	27

Summary of Courses Taken

White Student Course Taking							
A CAP CHOIR 1	3	ART FNDTN	1	INT ENG DESIGN2	1	TR COMP TECH	2
A CAP CHOIR 2	3	ASTRONOMY	3	INTRO PSYCH	1	TR COMPUTER TE	2
ACTING 1	2	AUTO TUNE-UP	1	INTRO TO SCULPT	1	TR ECONOMICS	1
AD TPS CMP SC A	3	BEGIN WHEELTHRO	5	ITALIAN 10A	3	TR FIN LIT	1
ADAPTED PE SEM1	2	BEGIN WHLTHROW	1	ITALIAN 7A	1	TR FOOD&NUTR	1
ADV ADVNTURE E	10	BIOMED RSRCH 1A	2	ITALIAN 8A	1	TR FOODS	1
ADV DANCE I	3	BIOMED RSRCH 2A	2	ITALIAN 9A	3	TR FOODS&NUTF	1
ADV DANCE II	3	BOYS TM SPORTS	6	JAPANESE 5A	1	TR HEALTH	5
ADV FITNESS	8	CALC CONC 1A	2	JAPANESE 6A	1	TR KEYBOARDING	2
ADV ST ART 1A	1	CALC CONC 2A	2	JAPANESE 7A	1	TR LINEAR ALG	1
ADV STD ART 2A	1	CALCULUS III 1A	4	JAPANESE 8A	1	TR PE/DANCE	1
ANAT/PHYS 1	4	CALCULUS III 2A	4	JAZZ ENSEMBLE 1	4	TR PHYS ED SM 1	1
ANAT/PHYS 2	4	CHILD DEVELOP	1	JAZZ ENSEMBLE 2	4	TRAPEZE 1	1
ANTHROPOLOGY	1	CHINESE 7A	1	JWLRY/MTLWRK	1	TRAPEZE 2	1
AP BIOLOGY 1	7	CHINESE 8A	1	LATIN PO 5/7A	4	VID GAME/MEDI	1
AP BIOLOGY 2	7	CIVIL ENG/ARCH1	1	LATIN PO 6/8A	4	WIND ENSMBL 1	6
AP CALC AB 1	17	CLTHNG CONSTR	1	LIT 1 AUTH-SHAK	1	WIND ENSMBL 2	6
AP CALC AB 2	17	COED TM SPORTS	15	LIT EXP-RDG&WO	4	WIND SYMPH 1	1
AP CALC BC 1	22	COMPUTER APPS A	5	LIT NOV-FILM	1	WIND SYMPH 2	1
AP CALC BC 2	21	CONCERT ORCH 1	1	LIT SCI-FI	1	WMN IN HIST	2
AP CHEMISTRY 1	12	CONCERT ORCH 2	1	LIT SPRT & LIT	1	WOMEN'S LIT A	1
AP CHEMISTRY 2	10	CONSUMER ED J/S	4	LIT WAR&LIT	2		
AP COL ENG 1	44	CREAT WRTNG	2	LIT-WAR&LIT	3		
AP COL ENG 2	44	CRM&CVL LAW	2	MD MD EAS HIS A	8		
AP COMP SCI 1	11	DIGI ELECTR 1	1	PARENTING	1		
AP COMP SCI 2	10	DIGI ELECTR 2	1	PE Athletics	20		
AP ECONOMICS 1	12	DIRECT WRKSHOP	1	PE LEADER	4		
AP ECONOMICS 2	12	DISMISSAL	2	PHILOSOPHY A	7		
AP ENVIRO SCI 1	5	DRAWING	1	PHOTO 2	1		
AP ENVIRO SCI 2	4	FND PHOTO 1	2	PHYSICS 1A	4		
AP EURO HIST 1	14	FND PHOTO 2	2	PHYSICS 2A	4		
AP EURO HIST 2	14	FOODS&NTRTN	1	PRINCIPLES/ENG1	1		
AP FRENCH 10	1	FRENCH 7A	1	PRINCIPLES/ENG2	1		
AP FRENCH 9	1	FRENCH 8A	1	RACKET SPORTS	30		
AP GOVERNMENT	5	FRESHMAN STUDY	1	SM BUS MGT	1		
AP MUS THEORY 1	2	FRESHMEN STUDY	1	SOPHOMORE PE	1		
AP MUS THEORY 2	2	FRESHMN ORNG PE	2	SPANISH 7	1		
AP PHYSICS 1	11	G WLNS/GYMNSTCS	9	SPANISH 7A	3		
AP PHYSICS 2	11	Game Design IS	1	SPANISH 8	1		
AP PSYCH 1	22	GRAPHIC DES	1	SPANISH 8A	2		
AP PSYCH 2	21	HEALTH EDJS	1	STU LEADERSHIP	21		
AP SPANISH 10	14	HIST OF CHICAGO	1	SYMPH ORCH 1	3		
AP SPANISH 9	15	HUMANITIES A	5	SYMPH ORCH 2	3		
AP STATS 1	5	INDOOR TM SPRTS	11	THTR TEC&DES 1	1		
AP STATS 2	5	INT ENG DESIGN1	1	TR AUTO BASICS	1		

African American Student Course Taking									
A CAP CHOIR 1	3	AP MUS THEORY 2	1	DR ED LAB 2	1	LIT NOV-FILM	2	TR HEALTH	4
A CAP CHOIR 2	4	AP PHYSICS 1	1	DRAWING	1	LIT POP FICT	3	TR KEYBOARDING	2
ACAD STRAT II 1	1	AP PHYSICS 2	1	EARTH SCI 1	1	LIT SPRT & LIT	2	TRAPEZE 1	1
ACAD STRAT II 2	1	AP PSYCH 1	15	EARTH SCI 2	1	LIT SPRT&LIT	1	VID GAME/MEDIA	2
ACADEMY STR 1	2	AP PSYCH 2	15	ENVIRO SCI 1	5	LIT WMN VSN/Vi	1	W LANG&CUL 2	1
ACADEMY STR 2	2	AP SPANISH 10	6	ENVIRO SCI 2	5	LIT-WAR&LIT	2	WDWK &HM REM	2
ACCT INV PRINC	3	AP SPANISH 9	6	EXPOS WRTNG	3	MD MD EAS HIS A	2	WIND ENSMBL 1	2
ACTING 1	2	AP STUD ART 1	2	FND PHOTO 1	1	MEDIA LIT	1	WIND ENSMBL 2	2
AD TPS CMP SC A	2	AP STUD ART 2	1	FND PHOTO 2	1	MUSIC THTR SEM	1	WIND SYMPH 1	2
ADAPTED PE SEM1	1	APPL KEYBD/MS	6	FOODS&NTRTN	4	PAINTING	4	WIND SYMPH 2	1
ADV ADVNTURE E	9	ART FNDTN	3	FRENCH 1	2	PARENTING	2	WLD LANG&CULT	1
ADV ALG 1	2	ASIAN STS	2	FRENCH 7A	1	PE Athletics	18	WMN IN HIST	2
ADV ALG 2	1	ASTRONOMY	1	FRENCH 8A	1	PE LEADER	1	WOMEN'S LIT A	3
ADV AUTO TEC	1	AUTO TUNE-UP	1	French IS	2	PHILOSOPHY A	4		
ADV DANCE I	7	BEGIN WHEELTHRO	3	FRESHMEN STUDY	3	PHOTO 2	1		
ADV DANCE II	5	BEGIN WHLTHROW	2	FUNC & TRIG 1	2	PHYSICS 1	6		
ADV FITNESS	7	BOYS TM SPORTS	13	FUNC & TRIG 2	2	PHYSICS 1A	1		
Adv Photo IS	1	BROADCASTING	1	G WLNS/GYMNSTO	9	PHYSICS 1P	1		
ADV STD ART 2A	1	CALC CONC 1A	10	GERMAN 7A	2	PHYSICS 2	6		
ADV THEATRE STD	1	CALC CONC 2A	12	GERMAN 8A	2	PHYSICS 2A	1		
AF-AM LIT A	17	CHEMCOM 1	1	HEALTH EDJS	9	PHYSICS 2P	1		
AFRI-AM HIST	5	CHEMCOM 2	1	HIST OF CHICAGO	5	PRINTMAKING	2		
ALG TWO 1	3	CHILD DEVELOP	1	HUMANITIES A	12	RACKET SPORTS	26		
ALG TWO 2	3	CHINESE 1	1	INDEP STUDY	1	SM BUS MGT	2		
AM HIST 1	2	CHINESE 5A	1	INDOOR TM SPRTS	21	SOCIAL PROBLEM	1		
AM HIST 1A	1	CHINESE 6A	1	INTER WHEELTHRO	1	SOCIAL SEMINAF	2		
ANAT/PHYS 1	9	CIVIL ENG/ARCH1	2	INTR COMP SCI 1	1	SOCIOLOGY	3		
ANAT/PHYS 2	8	CIVIL ENG/ARCH2	2	INTRO PSYCH	5	SPANISH 10	1		
ANTHROPOLOGY	2	CLTHNG CONSTR	2	INTRO PSYCH 2	1	SPANISH 3	2		
AP BIOLOGY 1	3	CNT LIT/COMP 1	1	ISCR	2	SPANISH 4	2		
AP BIOLOGY 2	3	CNT LIT/COMP 2	2	ITALIAN 3A	1	SPANISH 5	3		
AP CALC AB 1	17	COED TM SPORTS	12	ITALIAN 4A	1	SPANISH 6	3		
AP CALC AB 2	14	COL ALG TRI 1	10	ITALIAN 7	3	SPANISH 7	2		
AP CALC BC 1	5	COL ALG TRI 2	11	ITALIAN 8	3	SPANISH 7A	3		
AP CALC BC 2	4	COL ALG TRIG 1A	2	JAPANESE 3	1	SPANISH 8	2		
AP CHEMISTRY 1	2	COL ALG TRIG 2A	2	JAPANESE 4	1	SPANISH 8A	3		
AP CHEMISTRY 2	2	COLL&CAREER PRE	1	JAPANESE 5A	1	SPANISH 9	1		
AP COL ENG 1	22	COMPUTER APP	3	JAPANESE 6A	1	SPORTS&MUSIC	1		
AP COL ENG 2	21	COMPUTER APPS A	5	JAZZ ENSEMBLE 1	1	SS AIDE	7		
AP ECONOMICS 1	5	CONCERT ORCH 1	1	JAZZ ENSEMBLE 2	1	STU LEADERSHIP	15		
AP ECONOMICS 2	5	CONCERT ORCH 2	1	JOURNAL WRITING	6	SYMPH BAND 1	1		
AP ENVIRO SCI 1	7	CONSUMER ED J/S	13	JOURNALISM	2	SYMPH BAND 2	1		
AP ENVIRO SCI 2	7	CREAT WRTNG	10	JWLRY/MTLWRK	3	SYMPH ORCH 1	2		
AP EURO HIST 1	9	CREATIVE FLM	3	LATE ARRIVAL	3	SYMPH ORCH 2	2		
AP EURO HIST 2	8	CRM&CVL LAW	6	LATIN PO 5/7A	2	TR ART FNDTNS	1		
AP FRENCH 10	2	DIGI ELECTR 1	1	LATIN PO 6/8A	2	TR CHILD DEVELC	1		
AP FRENCH 9	2	DIGI ELECTR 2	1	LIT 1 AUTH-SHAK	3	TR CREATIVE WR	1		
AP GOVERNMENT	5	DISMISSAL	5	LIT EXP RDG&WOF	2	TR FINANL LIT	1		
AP MUS THEORY 1	1	DR ED CLASSRM 2	1	LIT EXP-RDG&WO	3	TR FOOD&NUTR	1		